




# RHYTHMVADERS

©TAITO CORPORATION 1978, 2013 ALL RIGHTS RESERVED.


RHYTHMVADERS is a musical attraction that allows anyone to easily get into the groove and perform songs. Its pair of controllers combine button and slide functions.

## CONTROLLER

[BUTTON] Press the button.



[SLIDE] Slide in the indicated direction.



Excluding instances where simultaneous input is necessary, the game may be controlled with either the left or right controller alone.

## GAME

Perform in time with the music to fill the Groove Gauge. Fill 70% of the Gauge to beat the level!



Score  
Groove Gauge

Rating **GREAT**  
COOL  
GOOD

Number of Chains

Target  
(indicates when to perform)

Avatar  
(your character)

## HOW TO PLAY

Your Avatar travels along an on-screen rail. Controller input should be timed for the exact moment your Avatar reaches a target. The type of input required varies with the type of target displayed.

SIMPLE mode uses only the HIT, CRITICAL, and HOLD input types.

HIT



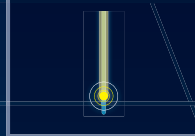
Tap the button.

CRITICAL



Tap both buttons at the same time.

HOLD



Press and hold the button until the target's line ends.

SLIDE



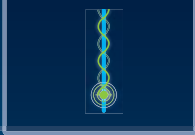
Slide the controller(s) in the direction of the arrow(s).

BEAT



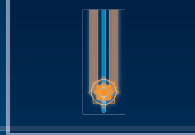
Tap the button rapidly until the target's line ends.

SCRATCH



Move the controller left and right until the target's line ends.

DUAL HOLD



Press and hold both buttons at the same time.

SLIDE HOLD



Slide and hold the controller in the direction of the arrow.

Invisible targets called AD-LIBS are also hidden in the game. Tapping the button at the right moment reveals the AD-LIB and awards bonus points.